

FY2013-2014

Draft General Fund Operational Budget



May 2, 2013, Workshop



Draft Budget Presentation Agenda

- Highlights
- Revenues Projections
- Estimated Expenditures
- Review Draft Budget Sheet
- Next Step in Process



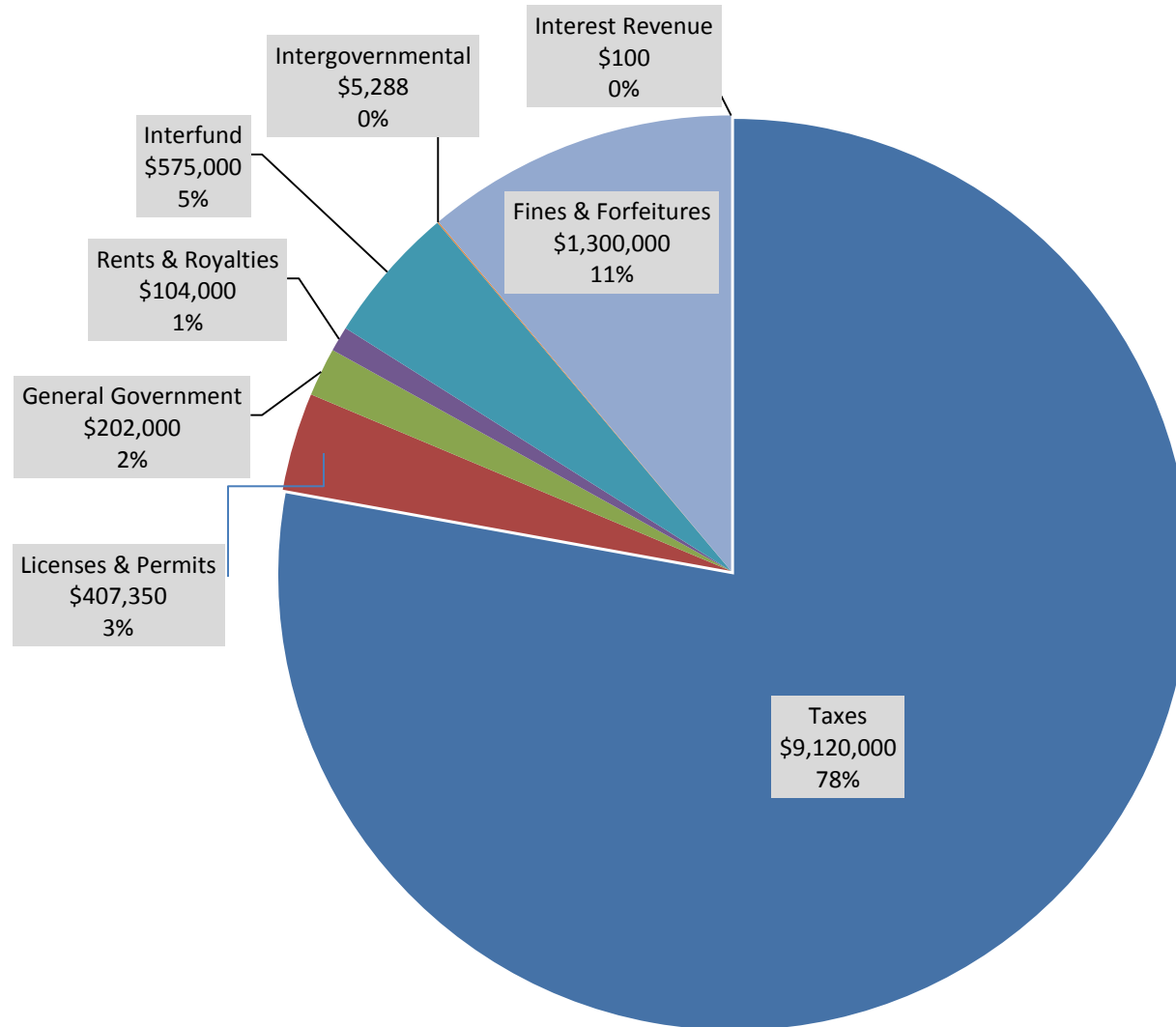


Budget Highlights

- Draft FY 14 budget is balanced*:
 - Revenue is estimated at \$11,713,738
 - Expenditures is estimated at \$11,713,738
- Key Areas of focus Include:
 - Personal Services Increase by \$399,125 from FY13
 - Purchased and Contract Services Increase by \$93,309 from FY13
 - Supplies Decrease by \$16,940 from FY13
 - Machinery and Equipment Decrease by \$82,291 from FY13
 - Payment to other decrease by \$24,500 from FY13

*Total Still Subject to Change

General Fund Projected Revenues



■ Taxes ■ Licenses & Permits ■ General Government ■ Rents & Royalties ■ Interfund ■ Intergovernmental ■ Fines & Forfeitures ■ Interest Revenue

Estimated General Fund Expenditures



FY 2013- 2014 Est. General Fund Expenditures Breakdown

General Government

- Mayor and Council- \$288,965
- Financial Administration- \$1,056,530
- Information Technology- \$235,840
- Executive- \$456,557
- Accounting- \$444,242

Public Safety

- Municipal Court- \$778,877
- Probation- \$150,614
- Fire Department- \$1,889,630
- Police- \$3,681,427

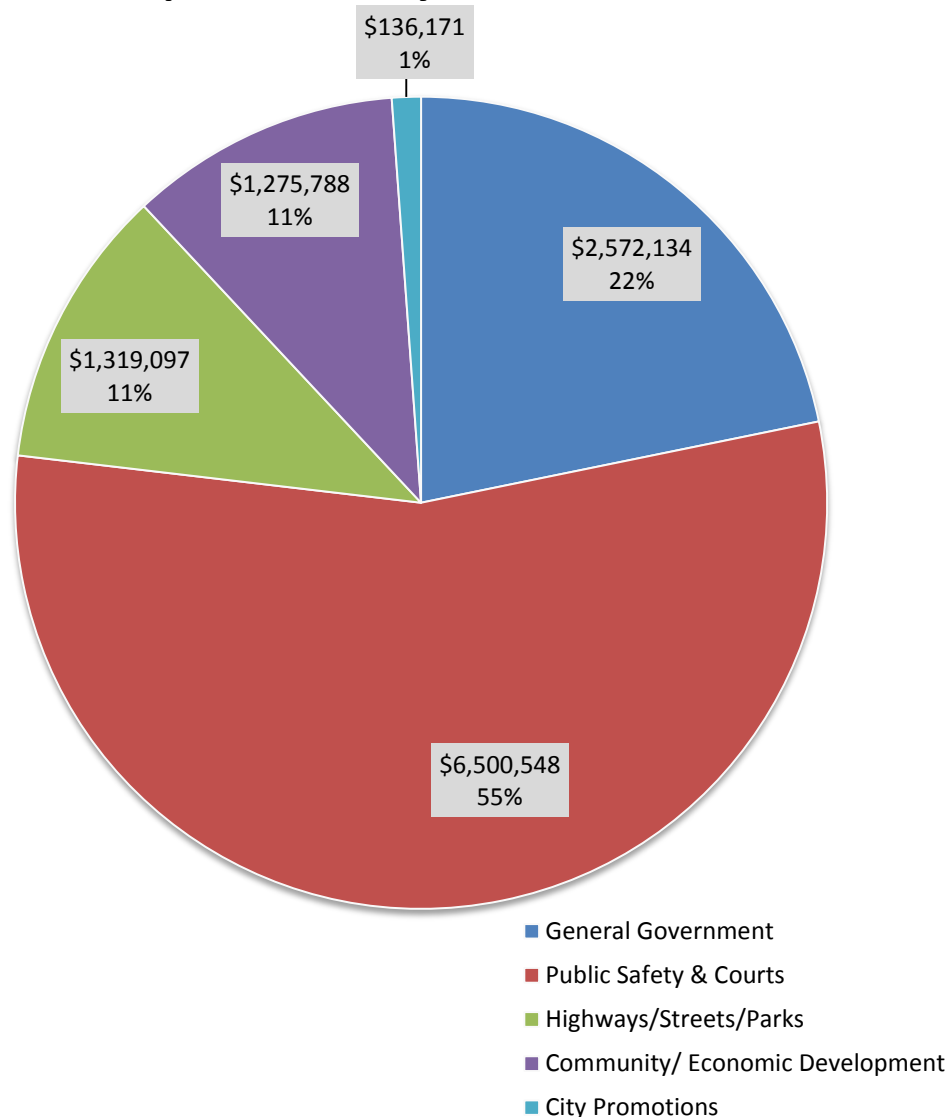
Highways/ Streets

- Highways & Streets- \$1,136,702
- Cemetery- \$24,870
- Parks- \$157,525

Community/Economic Development

- Building Department - \$312,253
- Code Enforcement- \$93,034
- Community Development- \$534,969
- Downtown Development- \$126,656
- Main Street- \$208,876
- City Promotions- \$136,171

Expenditures by Function

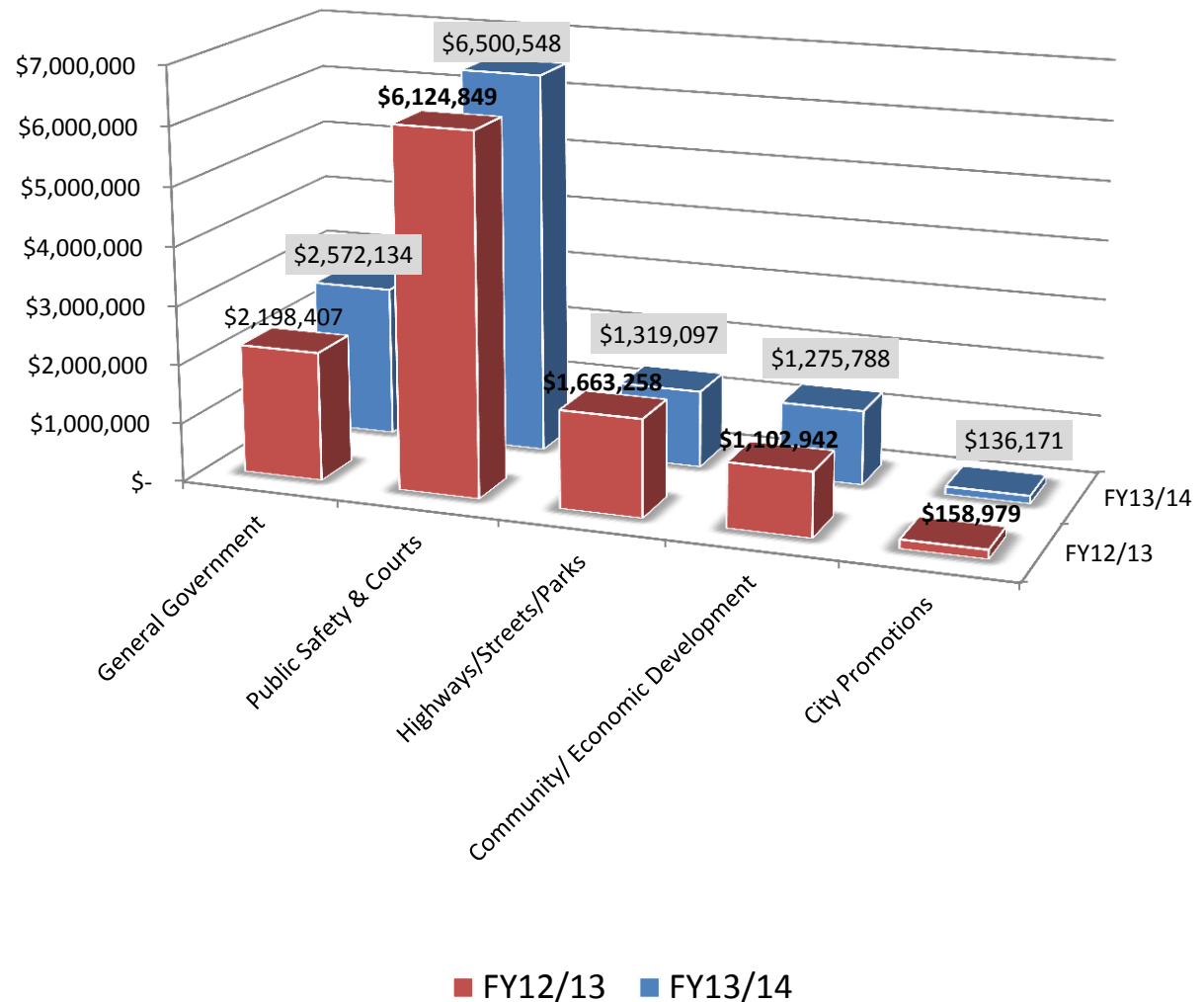




Expenditures Comparison

General Fund Expenditures Comparison

- **General Government**
 - FY 13 = \$2,198,407
 - FY 14 = \$2,572,134
- **Public Safety**
 - FY 13 = \$6,124,849
 - FY14 = \$6,500,548
- **Highways/Streets**
 - FY 13 = \$1,663,298
 - FY14 = \$1,319,097
- **Community/Economic Development**
 - FY13 = \$1,102,942
 - FY14 = \$1,275,788
- **City Promotions**
 - FY13 = \$158,979
 - FY14 = \$136,171





Expenditures by Function

- Increases above FY12/13 Budget**

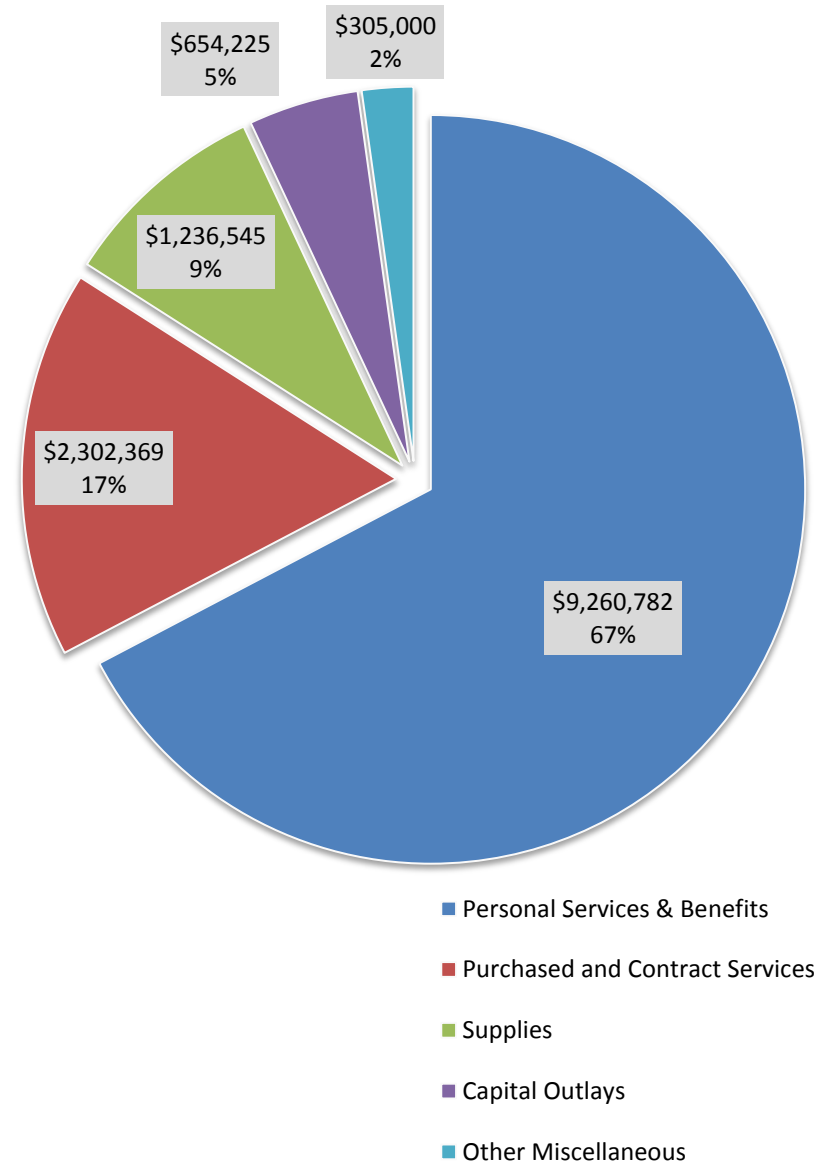
Personal Services & Benefits = \$1,460,478

Purchased and Contracted Services = \$385,203

Supplies = \$141,355

Capital Outlays = \$505,950

Other Miscellaneous Expenses = \$32,500





Next Step in the Process

CITY OF MCDONOUGH FY 2012-2013 BUDGET SCHEDULE

DATE		DESCRIPTION	RESPONSIBLE PARTY(S)	COMPLETED
11/19/2012	Monday	Present Budget Calendar to Mayor and Council	City Administrator	✓
12/17/2012	Monday	Small Tools and Equipment Request	Department Heads	✓
12/20/2012	Thursday	Large Capital Items Request	Department Heads	✓
1/2/2013	Wednesday	Projected Revenues Due	Department Heads	✓
1/21/2013	Monday	Budget Meeting with Mayor and Council- General Fund Revenue Projection	City Administrator, Finance	✓
2/22/2013	Friday	Projected Expenditures Due	Department Heads	✓
2/28/2013	Thursday	Expenditure and Revenue Justification Meeting	Department Heads; Finance Director and City	✓
3/7/2013	Thursday	Presentation of Requested Expenditures and Revenues	City Administrator	✓
3/22/2013	Friday	Special Fund Revenue Projection Due	Finance	
4/5/2013	Friday	Draft Special Fund Budget Presentation- Expenditures and Revenues	City Administrator	
5/2/2013	Thursday	Draft Budget Presentation to Mayor and Council #1	City Administrator, Finance	
5/20/2013	Monday	Final Draft Budget Presentation to Mayor and Council #2	City Administrator, Finance	
5/21/2013	Tuesday	Legal Advertisement of Budget	City Clerk, Finance	
6/6/2013	Thursday	First Reading of Budget	Mayor, Council, City Administrator, Finance	
6/17/2013	Monday	Second and Final Reading of Budget	Mayor, Council, City Administrator, Finance	

QUESTIONS

